



# MathomHouse

When Treatment Matters

A Subsidiary of  
Edison Court, Inc.

**Safety, Permanency, & Wellbeing Report  
(July 1, 2008 – June 30, 2009)**

**Annual Treatment Outcome Report  
Five Year Longitudinal Outcome & Recidivism Report**

Prepared By: Jonathan A. Roberds, Psy.D., Clinical Director/Director  
of Research

© 2009 Edison Court, Inc.



Safety, Permanency, and Wellbeing outcome data relating to individuals served at Mathom House was consolidated and analyzed for the time period July 1, 2008 to June 30, 2009. Relevant information was gleaned through record review by the medical coordinator, administrative support staff, and clinical therapists with respect to their individual and family clients. Data reflects that for all of the 47 residents served during this interval. 12 (25.5%) of the total number of residents were discharged on terms of a successful program completion, 4 (8.5%) on terms of a 'failure to adjust' (FTA), with 31 (66.0 %) remaining as of the end date of the data collection.

#### Length of Placement (in days) as of June 30, 2009

n	mean	range	standard deviation
47	484	11 - 1251 (1240)	329.07

#### Number of Placement Settings (including Mathom House)

n	mean	range	standard deviation
47	1.70	1 - 5 (4)	1.04

#### Location upon Discharge

Location Type	n	Percent of Total	C u m u l a t i v e Percentage
Family Home	4	25.0	25.0
Group Home	4	25.0	50.0
More restrictive	4	25.0	75.0
Less Restrictive RTF	3	18.75	93.75
Kin	1	6.25	100.0
Total	16	100.0	100.0

© 2009 Edison Court, Inc.



### Medical Treatment/Assessment

Service Type	n	Percent of Total
Psychiatric	25	53.19
Psychological Evaluation	18	38.30
Medical Procedure/ Emergency	11	23.40
Psychiatric & Hospitalization	8	17.02
Regular Appointments	47	100.0
No Services	0	0.0

### Educational Placement

Educational Status	n (total=47)	Percent of Total
Currently in Regular Education	25	53.19
Currently under IEP	9	19.15
Graduated High School	12	25.53
Currently in GED Program	1	2.13
Discontinued Secondary Education	0	0.0

### Educational Performance

Academic Performance Status	n (total=44)	Percent of Total
Above Average Performance	21	47.73
Average Performance	19	43.18
Below Average Performance	4	9.09
Failing	0	0.0

### Preservation of Connections

© 2009 Edison Court, Inc.



Status of Support Group	n (total=47)	Percent of Total	C u m u l a t i v e Percentage
High Visitation Frequency	24	51.06	51.06
Moderate Visitation Frequency	12	25.53	76.59
Low Visitation Frequency	10	21.28	97.87
No Family/Kin Contact	1	2.13	100.0
Family Therapy Involvement	24	51.06	N/A

### Recent Outcome Studies

Post-discharge outcome data relating to new legal charges, and statuses of occupation/education, support system involvement, mental health, and residence were collected for 69 individuals who had been discharged from the sex offender-specific treatment program at Mathom House between March of 2004 and the present, representing a five-year (61 month) study. Relevant information was gleaned through multiple means, including use of databases ((Pennsylvania Justice Network (JNET), Juvenile Court Management System (JCMS)), interviews with Juvenile Probation Officers, direct contact with discharged residents, and reports from clinical therapists (in conjunction with a self-report checklist) for residents who currently maintain a clinical aftercare arrangement. In one case involving an institutionalized individual, data was obtained via interview of a legal guardian. Data reflects statuses of 85.2% of the 81 residents discharged during this interval. In 13 cases, no current contact information, coupled with no database information or database access, along with non-recent (>3 weeks) or non-existent contact with a clinical staff member prevented data from being entered in this study. 69 (85.2%) of the total number of residents were discharged on terms of a successful program completion, and 12 (14.8%) on terms of a 'failure to adjust' (FTA). Available data suggest that there were no sexual recidivisms over this time period, yielding a 5-year recidivism rate of 0.0%.

A separate and more detailed analysis of outcomes for discharged clients over the last calendar year (2008-2009) precedes the five-year study, with 13 out of 22 respondents (59%) directly indicating their statuses via interview, with data pertinent to the remaining 9 (41%) discharged residents being derived via recent (up to 3 weeks)

© 2009 Edison Court, Inc.



clinical therapist contact with clients. Ultimately, 100% of the data for all five domains was gleaned for all residents discharged within this time period.

### **DISCHARGES: March 2008 to April 2009**

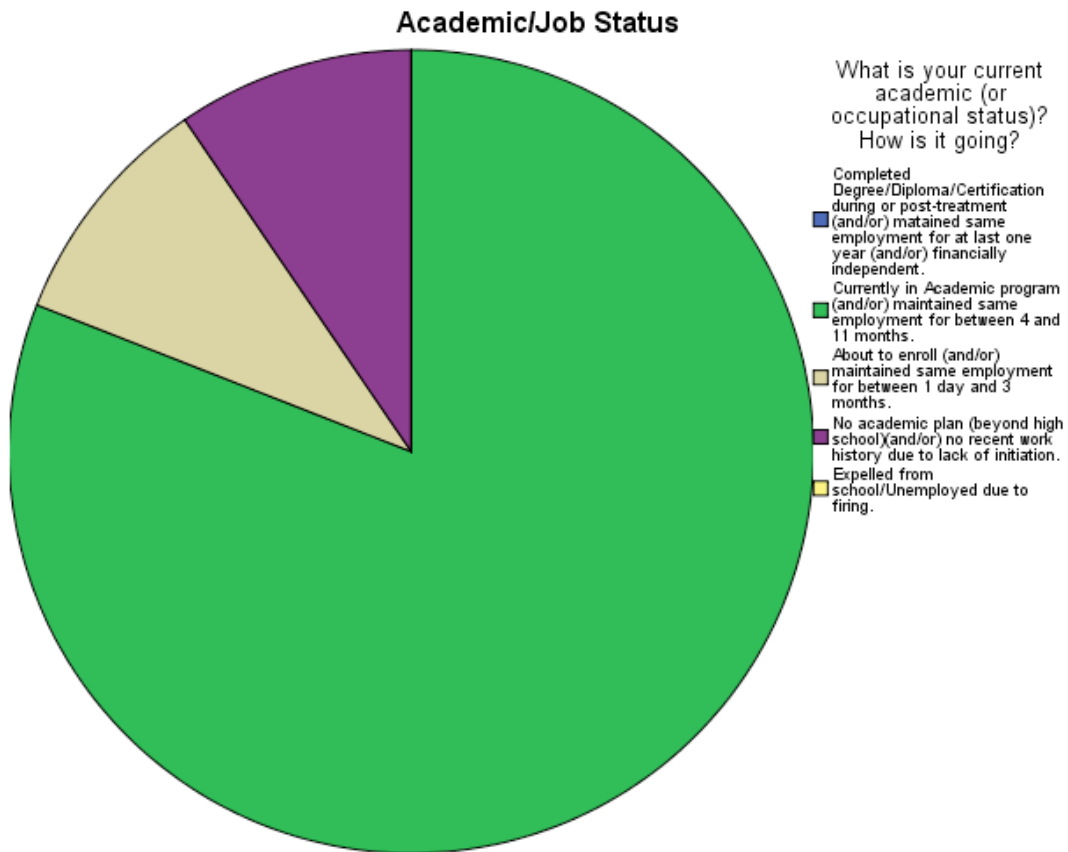
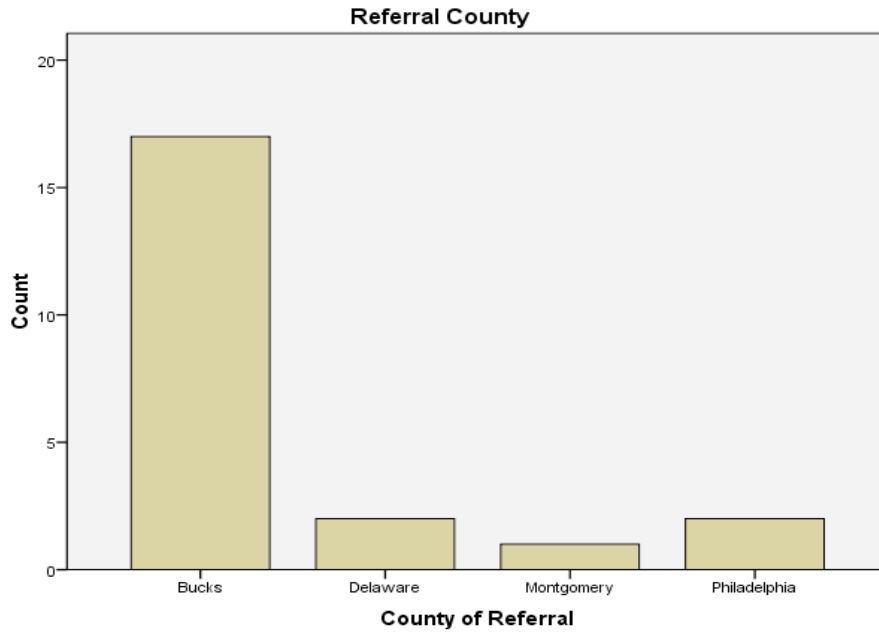
The following data represents outcomes for clients released from Mathom House for the period of discharges spanning March, 2008 to April, 2009. Data was collected on County of Residence, Recidivism, Academic/Job Status, Family/Friend Support, Mental Health Status, and Type of Residence. A total of 22 clients were released during this time. Data indicates very high success on all indicators including:

1. New Charges– 19 respondents (86%) had no subsequent arrests and of the two that did, they were both misdemeanors of a non–sexual nature.
2. Academic/Job– 18 (82%) reported either stable employment or completion of an academic program. Only 2 respondents (9%) reported no stable employment or job training.
3. Family/Friend– 50% indicated either a stable marriage or stable relationship pattern. Another 32% reported a ‘passable’ relationship and support system status.
4. Mental Health– 90% reported at least a status of OK/Passable (55%) up to Excellent/Good (32%).
5. Residence– all respondents who addressed the residence issue reported a temporary but stable living condition.

Tables and Graphs for all data categories are found below:

© 2009 Edison Court, Inc.





© 2009 Edison Court, Inc.



## Frequency Tables by domain of study interest

### Who comprises your current support system? How are your relationships going?

	Frequency	Percent	Valid Percent	Cumulative Percent
Valid Married/Significant relationship for more than year/Single with good family support	11	50.0	50.0	50.0
Benevolently Divorced/ Benevolent Separation/Single with passable family support	7	31.8	31.8	81.8
No history of positive, intimate relationships/Single with minimal family support	4	18.2	18.2	100.0
Total	22	100.0	100.0	

### What is the status of your current residence

	Frequency	Percent	Valid Percent	Cumulative Percent
Valid Temporary but Stable Living Arrangement (Rent, Family Member, Kin)	22	100.0	100.0	100.0
Total	22	100.0		

## Frequency Tables, Continued:

© 2009 Edison Court, Inc.



**How would you characterize your mental health status currently?**

		Frequency	Percent	Valid Percent	Cumulative Percent
Valid	Excellent/Good/No Problems/ Goal-Directed/Clear Thinking/ Stable Mood	7	31.8	31.8	31.8
	Ok/Passable/Some Anxiety/ Some Depression/Some Confusion/Some ETOH or Substance Abuse	12	54.5	54.5	86.3
	Not so Good/Moderate Anxiety/Moderate Depression/Occasional Hallucinations/Delusions/ Moderate ETOH or Substance Abuse	2	9.1	9.1	95.4
	Poor/Significant Symptoms that impair social, academic, or occupational functioning (or) significant subjective distress/emotional pain	1	4.5	4.5	100.0
Total		22	100.0		

**Statistical Analysis**

The following chart indicates that receiving subsequent charge(s) correlates with all other behavioral and conditional variables in the appropriate direction, though, not at a statistically significant level. This is easily explained by the uneven distribution of the data.

The table also indicates a statistically significant relationship between Mental Health and Family/Friend Support. The Spearman's Rho statistic (.632) is significant beyond the .05 level. This finding was confirmed by a more appropriate Chi-square statistic which also indicates a statistically significant relationship at the .01 level.

<b>Correlations</b>							
Type	Variables1	Statistics	Since discharge, have you committed any offenses that have resulted in criminal charges?	What is your current academic (or occupational status)? How is it going?	Who comprises your current support system? How are your relationships going?	How would you characterize your mental health status currently?	What is the status of your current residence
Spearman's rho	Since discharge, have you committed any offenses that have resulted in criminal charges?	Correlation Coefficient	1.00	-0.16	-0.30	-0.14	3.48
		Sig. (2-tailed)	3.48	0.50	0.19	0.55	3.48
		N	21.00	21.00	21.00	21.00	21.00

## **Conclusions**

This data clearly indicates a ceiling high rate of success for the clients released in 2008 and 2009 from Mathom House. The highest rates of success were found in recidivism rates (0.0%) and academic/job status (82%). In terms of residential status, all discharged individuals were determined to have been placed in, or elected to live in a temporary but stable arrangement (group home, family home, or apartment), with data for clients discharged within the past 5 years indicating that all but 3.8% share this category or otherwise own their home. It is also worth noting that the relationship between mental stability and the quality of support system should be examined more carefully since their relationship was statistically significant to the .001 level. Given the research finding of the importance of reversing social isolation and inadequate intimacy for these individuals to reduce the likelihood of sexual recidivism, an assessment of this item in addition to investigating support system status will be included in subsequent internal outcome research.

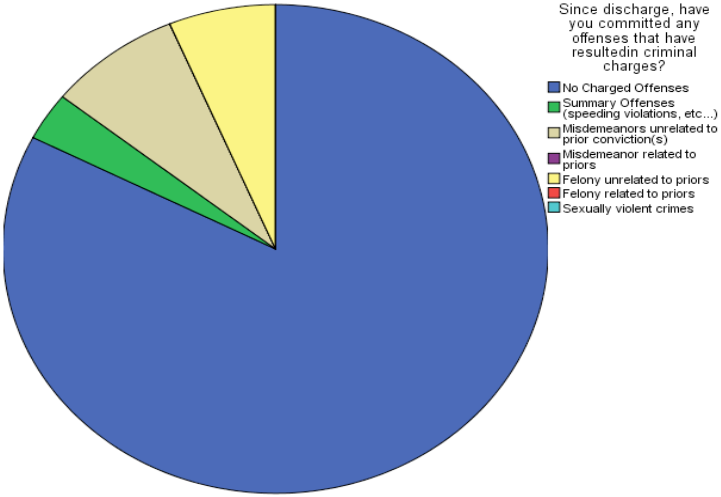
Certain limitations of result validity for this study reflect general limitations that apply to any recidivism study taking place at the current time, given inherent limitations of verifying reported data. It is widely accepted that sexual recidivism and any of various matters subject to investigation to establish whether a crime has been perpetrated and to establish culpability is subject to underreporting. Further, it was noted by the researchers that county juvenile probation departments differed notably in their understanding of the purpose of the outcome interview, and in terms of their preparedness (i.e. training to address evolving state requirements) and willingness to respond to requests for information. Subsequent efforts will be made to streamline this information transfer, including our current attempt to consolidate pre-ordained contact personnel within each court system, along with the creation of a reoccurring annual schedule of resource allocation.

## **Longitudinal Study:**

### **Subsequent Charges to Placement at Mathom House: March 2004 to April 2009**

© 2009 Edison Court, Inc.





**Since discharge, have you committed any offenses that have resulted in criminal charges?**

		Frequency	Percent	Valid Percent	Cumulative Percent
Valid	No Charged Offenses	52	64.2	82.5	82.5
	Summary Offenses	2	2.5	3.2	85.7
	Misdemeanors unrelated to priors	5	6.2	7.9	93.7
	Felony unrelated to priors	4	4.9	6.3	100.0
	<b>Total</b>	<b>63</b>	<b>77.8</b>	<b>100.0</b>	
Missing		18	22.2		
<b>Total</b>		<b>81</b>	<b>100.0</b>		

If further attention is requested, please contact the undersigned at the above number, or John Deppeler, Chief Operating Officer of Edison Court, Inc. at (215) 345-8828.

© 2009 Edison Court, Inc.

